

THE YORKSHIRE PINE FACTORY

HANDCRAFTED SOLID PINE, KNOTLESS PINE, PAULOWNIA, TULIP WOOD & OAK

KITCHENS, BEDROOMS AND BATHROOMS

Bespoke solid wood kitchens information brochure



Handmade in Britain



www.yorkshirepinefactory.co.uk

yorkshirepinefactory@hotmail.com

Contact telephone: 07821172061

[CLICK HERE TO CONTACT US](#)



THE YORKSHIRE PINE FACTORY

General information brochure



INDEX

	Page
• Specifications	3
• Traditional frame cabinets	4
• Modern frame cabinets	4
• Difference between standard & detailed	5
• Frame cabinet specifications	6
• Modern panel cabinets	7
• Traditional panel cabinets	7
• Door & drawer front design options	8
• Door hinge options	12
• Drawer packs	9
• Drawer runner options	12
• End panel options	10
• Plinths, kickboards	11
• Cornice & lighting pelmets	11
• Spindles, pillars & end posts	11
• Filler panels & shelves	11
• Hinges & drawer runners	12
• Handles & adjustable legs	13
• Worktops	14
• Sinks	14
• Finishing facilities	15
• Directions & contact details	16

[CLICK HERE TO VIEW FINISHING BROCHURE](#)



THE YORKSHIRE PINE FACTORY



Wood specifications

We offer a choice of various materials in the construction of our units:

- Solid pine, knotless pine, paulownia, tulip wood & oak cabinets

We offer a choice of various materials of doors, drawer fronts, end panels, plinths & cornice:


- Solid pine, knotless pine, paulownia, tulip wood & oak fronts



Knotted pine



Knotless pine



Paulownia



Tulip wood



Oak



Specifications and general information

All units are supplied fully built with fitted doors

All units are supplied in natural wood unless a finish is specified

Choice of knotted pine, knotless pine, paulownia, tulip wood or oak

Choice between frame cabinets or panel cabinets

Choice between 2 mm detailed frames & doors and standard square frames & doors

Choice between surface mounted or inset frame doors/drawer fronts

Choice between traditional or modern design cabinets

Choice of hinges and catches

Choice of drawer runners

Choice of standard frame or beaded frame for inset frame doors

1 adjustable shelf per unit supplied, additional shelves can be supplied

4 adjustable shelves per tall larder unit supplied, additional shelves can be supplied

No handles are fitted unless otherwise specified

Plain drawer fronts are fitted as standard unless otherwise specified

Adjustable legs are fitted as standard on modern frame cabinets & modern panel cabinets

Optional extras

Bespoke made to measure service

Units can be primed, painted, lacquered, waxed or stained

End/closing panels can be supplied

Plinths/cornice/lighting pelmets can be supplied

End or corner posts can be supplied/fitted

Worktops can be supplied machined ready to fit

Bespoke hardware can be fitted

Sinks & taps can be supplied

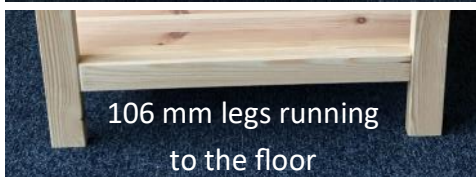


THE YORKSHIRE PINE FACTORY

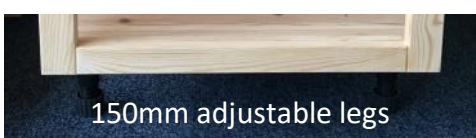
Framed cabinet specifications



TRADITIONAL FRAME CABINET - LEGS RUN TO THE FLOOR



MODERN FRAME CABINET - 150 MM ADJUSTABLE LEGS





THE YORKSHIRE PINE FACTORY

Frame specifications



STANDARD FRAME, STANDARD SHAKER DOORS, STANDARD DRAWER FRONTS



Standard frame edge and joint no detailing, door/drawer edge and door/drawer frame joint no detailing.

DETAILED FRAME, DETAILED SHAKER DOORS, DETAILED DRAWER FRONTS



Frame edge and joint 2 mm detailed, door/drawer edge and door/drawer edge & frame joint 2 mm detailed.



THE YORKSHIRE PINE FACTORY

Frame specifications



FRONT FRAME CHOICES



Standard square frame



2 mm detailed frame



Standard beaded frame



2 mm detailed beaded frame

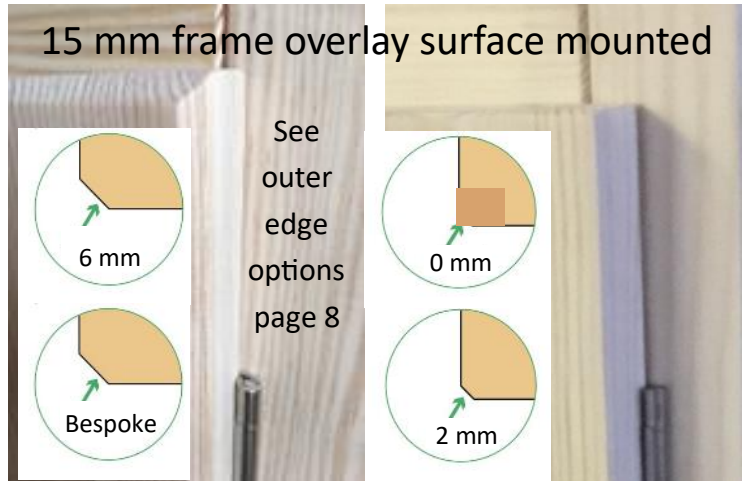
FRAME CABINET DOOR/DRAWER FRONT MOUNTING OPTIONS



In frame standard



In frame detailed



15 mm frame overlay surface mounted

See outer edge options page 8

FRAME BACK PANEL CHOICES



Framed 9 mm pine panel back fitted as standard




Framed 8 mm pine T&G back optional extra at a surcharge



18 mm solid pine panel back optional extra at a surcharge

A distinct feature of our unique registered design frame cabinets is the that there more usable space since the cabinets do not have side panels fitted as standard. Cabinets fitted side by side are internally open hereby creating more usable storage space.





THE YORKSHIRE PINE FACTORY

Panel cabinet specifications



TRADITIONAL 18 MM SOLID PINE CABINET



106 mm legs running to the floor

MODERN 18 MM SOLID PINE CABINET



150mm adjustable legs



Traditional frame option



Detailed frame option



Standard beaded frame option



Detailed beaded frame option

Traditional 18 mm pine back

Modern 18mm solid pine back

Click fit door frame option

18 MM SOLID PINE CABINET DOOR MOUNTING OPTIONS



Inset

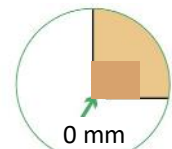


In frame



Full overlay

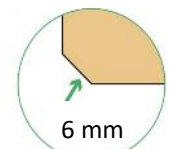
Door outer edge options



0 mm



2 mm



6 mm

See page 8 for more options

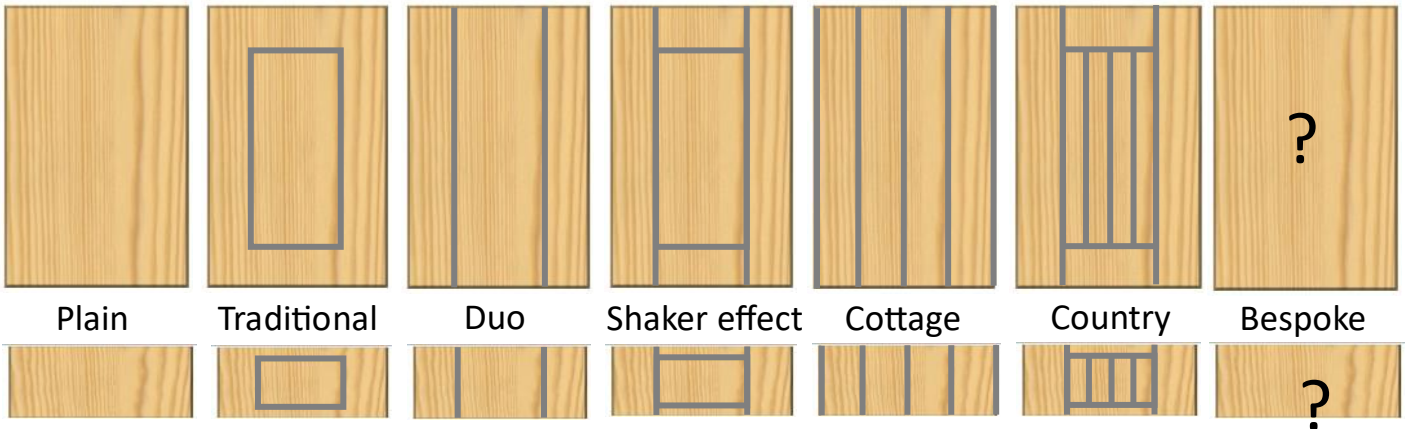


THE YORKSHIRE PINE FACTORY

Door & drawer front specifications



18 MM SOLID WOOD PANEL DOOR & DRAWER FRONTS DESIGN OPTIONS



PLAIN DRAWER FRONTS ARE FITTED AS STANDARD, ABOVE DRAWER FRONT DESIGNS CAN BE SPECIFIED

SOLID WOOD SHAKER DOOR DESIGN OPTIONS



SOLID WOOD SHAKER DRAWER FRONT DESIGN OPTIONS



PLAIN DRAWER FRONTS ARE FITTED AS STANDARD, ABOVE SHAKER DRAWER FRONT DESIGNS CAN BE SPECIFIED

OUTER EDGE DOOR & DRAWER FRONT DESIGN OPTIONS





THE YORKSHIRE PINE FACTORY

Hinge & drawer specifications



DOOR HINGE OPTIONS



Butt hinges



Burlington hinges

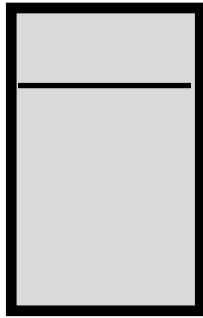


Soft close hinges




T hinges

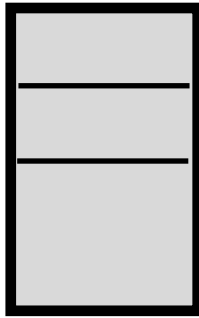
SOLID PINE DRAWER PACKS, KNOTLESS PINE, TULIP WOOD & OAK OPTION



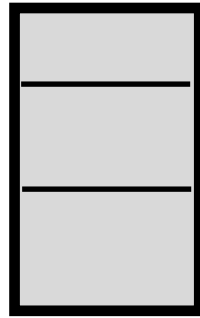
Single drawer pack



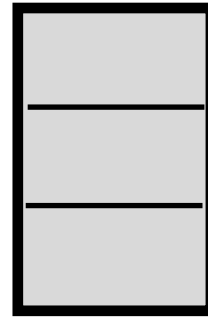
4 drawer pack



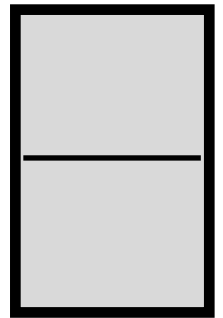
3 drawer pack A



3 drawer pack B



3 drawer pack C



2 drawer pack

DRAWER RUNNER OPTIONS



Traditional wood runner



Soft close side mounted runner




Soft close concealed undermount runner

TRADITIONAL WOOD DRAWER RUNNERS ARE FITTED AS STANDARD UNLESS SPECIFIED OTHERWISE

DRAWER FRONT MOUNTING OPTIONS



Panel cabinet full overlay




Panel cabinet inset



In frame



Frame cabinet 15 mm overlay surface mounted






THE YORKSHIRE PINE FACTORY




End panel specifications

18 MM SOLID WOOD END/CLOSING PANEL DESIGN OPTIONS



Plain



Traditional




Duo



Shaker effect



T&G effect



Country



Bespoke



Handmade shaker



T&G END PANEL



INTERNAL CLOSING PANEL



QUADRANT CORNER



COTTAGE POST

Traditional T&G

Plain panel

Plain panel

Plain panel

Beaded T&G

T&G effect

T&G effect

T&G effect

Beaded V groove

Beaded V groove

Beaded V groove



THE YORKSHIRE PINE FACTORY

Accessories



Solid wood cornice & lighting pelmets



Plain
flush



Plain
surface



Traditional surface
8mm chamfer



Royal
surface



Solid wood plinths, kickboards, filler panels, corner posts & shelves



150 mm
set back



150 or 106 mm
flush



116 or 150 mm
surface mounted



105 mm
set back



Filler
panels/spacers



Oven
filler panel



Pillarless
corner unit
door pillar



Barley twist
spindle



Royal
spindle



Corner post options



All shelves are fitted with wood supports to prevent bowing





THE YORKSHIRE PINE FACTORY

HAND CRAFTED SOLID WOOD KITCHEN UNITS




Butt hinge & roller catch kit



Chrome plated fitted as standard



Brass plated



Bronze plated



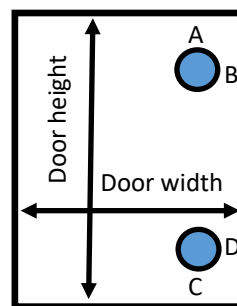
Burlington quality hinge & magnet kit option



Soft close door hinge option



Soft close door hinge kit



Pre drilled hinge holes £2 per door

Drawer runner options



Traditional wood runner fitted as standard



Soft close runner side mounted



Soft close concealed runner



THE YORKSHIRE PINE FACTORY

Accessories



Solid wood handle options



Traditional



Button



Scalloped half moon



Scalloped square



J Integrated handle

Various handles styles we can offer



Modern



Vintage



Pull



Fit yours

Adjustable folding cabinet legs

Modern frame/panel cabinets

Adjustable legs are fitted as standard




150mm adjustable legs

Traditional frame/panel cabinets

Adjustable legs can be fitted as an option



106mm legs running to the floor



90 mm to 160 mm
adjustment





THE YORKSHIRE PINE FACTORY



Worktops & sinks

Solid wood worktops machined and sanded ready to fit




Pine



Oak



Iroko



Walnut



Ash



Beech

Belfast, butler & kitchen sinks





THE YORKSHIRE PINE FACTORY



Paint, lacquers, stains & wax

Inhouse finishing facilities

All our kitchens and furniture are supplied in natural wood finished using 120 grid sandpaper, additional preparation might be required prior to finishing the units. After receiving delivery it is the customers responsibility to store the cabinets, doors and panels properly. Unfinished or exterior finished only units will need to be finished immediately to avoid splitting, bowing or wood movement. Failure to handle, store or finish items properly will invalidate the Yorkshire Pine Factory warranty.

Our in house hand or spray paint finishing service uses a quality eco-friendly paint matched to any RAL or Farrow & Ball colour, primer is matched to the colour of the top coat specified. A 2 pack paint option is available on request. For a painted finish we recommend the use of knotless wood. Primer is spray painted but customers can specify a hand paint or spray paint finish for the top coat. All painted units are flattened between coats and we do apply a minimum of 2 primer coats and 2 top coats.

For a natural look we recommend either a clear lacquer or hand paint finish. To obtain a flatter smoother finish we recommend a spray paint finish. A 100% flat finish cannot be guaranteed on solid wood, grain and minor imperfections might remain visible. Our paint or lacquer finish is a soft satin (20% sheen), we can offer a sheen % to increase or decrease the shine of the finish, we do not offer a gloss finish.

Customers can specify or supply their own paint, lacquer, stain or wax. As an alternative to a hand or spray paint finish YPF offers a lacquer, stain or wax finish. When a clear lacquer, stain or wax is applied, shade/grain differences remain visible between sections of the wood.

For an additional charge units can be painted in a combination of colours, e.g. painted exterior and clear lacquer interior. For an additional charge we can paint different units in different colours, base units, wall units and kitchen island units can either all be painted in the same colour or in a combination of colours.

Wood is a hygroscopic material, items when finished might require remedial work once they have climatised to their new environment, any site visits to carry out remedial work to finishing, return or redelivery costs will have to be paid for by the customer.



[CLICK HERE TO VIEW FINISHING BROCHURE](#)

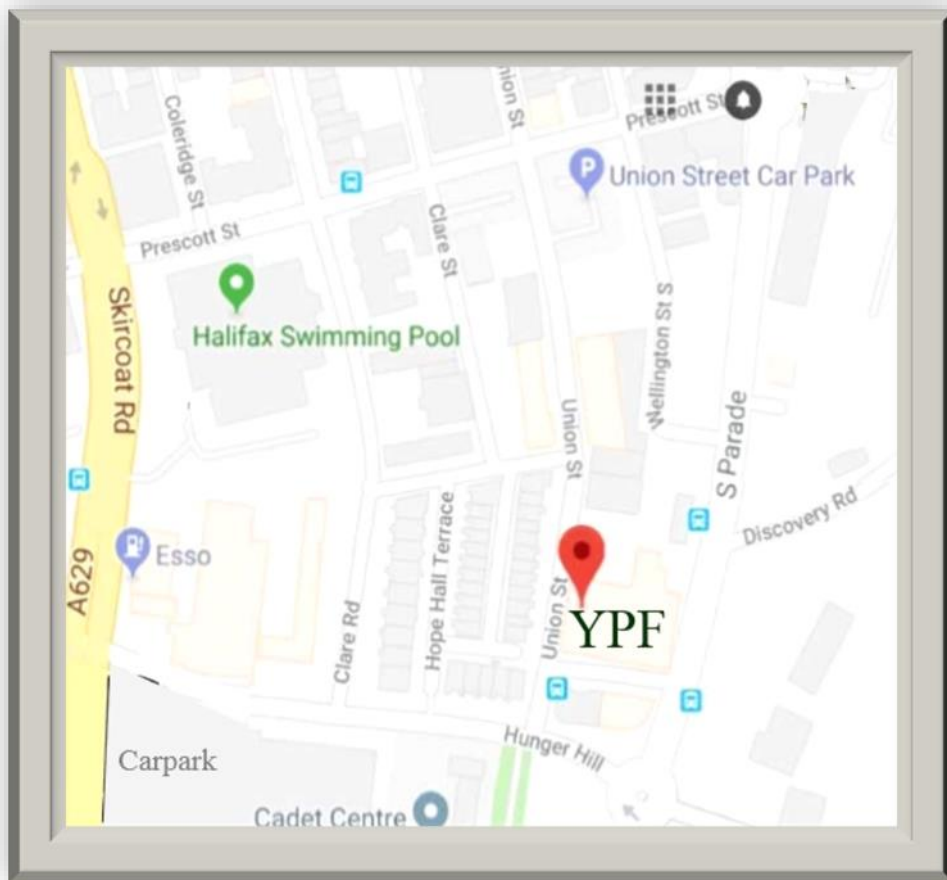
THE YORKSHIRE PINE FACTORY

HANDCRAFTED SOLID PINE, TULIP WOOD, PAULOWNIA & OAK

KITCHENS, BEDROOMS AND BATHROOMS

YOU CAN VISIT OUR FACTORY AT WEEKENDS BY PRIOR APPOINTMENT ONLY
Please contact us on 07821 172061 or email yorkshirepinefactory@hotmail.com
HOPE HALL MILL, 69-71 UNION STREET SOUTH, HALIFAX, HX1 2LB

[CLICK HERE FOR DIRECTIONS](#)



Handmade in Britain

www.yorkshirepinefactory.co.uk - 07821172061

[CLICK HERE TO CONTACT US](#)