



# Yorkshire Pine Factory

[www.yorkshirepinefactory.co.uk](http://www.yorkshirepinefactory.co.uk) - 07821172061



Traditional Framed Solid Pine kitchens: pages 1 & 2



Modern Framed Solid Pine kitchens: pages 3 & 4



Solid Wood Panel Cabinet kitchens: pages 5 & 6



Bespoke Solid Wood kitchens: pages 7 & 8



# Yorkshire Pine Factory

[www.yorkshirepinefactory.co.uk](http://www.yorkshirepinefactory.co.uk) - 07821172061

## Traditional solid pine framed kitchens



Door & drawer options; Traditional shaker, detailed shaker, cottage & plain

Alternative wood options; knotless pine, Paulownia, tulip wood & oak

Please see the next page for design & manufacturing specifications





# Yorkshire Pine Factory

[www.yorkshirepinefactory.co.uk](http://www.yorkshirepinefactory.co.uk) - 07821172061



## Traditional pine framed kitchens

### Image displayed

- Pine traditional framed cabinet with inframe traditional shaker door

### Door & drawer front options

- Shaker, cottage & plain

### Exterior wood options

- Pine, knotless pine, paulownia, tulip wood & solid oak

### Framed cabinet wood options

- Pine, knotless pine, paulownia, tulip wood & solid oak

[Traditional Pine Framed Kitchen Units Pricelist](#)

Please note that all our framed cabinets are open on the sides to increase usable space. Cabinets that are joined will have no dividing panels between them. If you want any of the cabinet sides to be closed you will have to either order end panels or closing panels. End panels are mounted on the side of the cabinet and closing panels are mounted behind the front frame and as such are not visible.

**When enquiring for a Traditional Solid Pine Framed Kitchen, in order for us to quote accurately please specify details listed below:**

Traditional framed cabinet: Solid pine used as standard unless alternative wood is specified.

Front frame: Traditional square edged frame or traditional detailed frame (V groove joints).

Doors: Traditional Shaker, Detailed Shaker, Cottage, Plain.

Drawer fronts: Traditional Shaker, Detailed Shaker, Cottage, Plain.

Front frame, doors, end panels & plinths: Pine, Knotless Pine, Paulownia, Tulip wood or Oak.

Framed cabinets: Pine, Knotless Pine, Tulip wood or Oak.

Door hinges: But hinges fitted as standard, Burlington or soft close hinge option.

Drawer runners: Traditional wood fitted as standard, soft close option.

Plinths: No plinth, set behind the legs, surface mounted, flush mounted.

When making an enquiry please include a list of the kitchen units you need and their sizes and end/closing panel(s). If possible attach a top view sketch/drawing of the proposed kitchen unit layout. If you have photos, have detailed drawings or 3d images please attach those as it will help us visualise your requirements.

[Please click here to receive a quote](#)



# Yorkshire Pine Factory

[www.yorkshirepinefactory.co.uk](http://www.yorkshirepinefactory.co.uk) - 07821172061

## Modern solid pine framed kitchens



Door & drawer options; Traditional shaker, detailed shaker, cottage & plain  
Alternative wood options; knotless pine, paulownia, tulip wood & oak

Please see the next page for design & manufacturing specifications



# Yorkshire Pine Factory

[www.yorkshirepinefactory.co.uk](http://www.yorkshirepinefactory.co.uk) - 07821172061



## Modern pine framed kitchens

### Image displayed

- Knotless pine modern framed cabinet with detailed shaker door

### Door & drawer front options

- Shaker, cottage & plain

### Exterior wood options

- Pine, knotless pine, paulownia, tulip wood & solid oak

### Framed cabinet wood options

- Pine, knotless pine, paulownia, tulip wood & solid oak

[Modern Pine Framed Kitchen Units Pricelist](#)

Please note that all our framed cabinets are open on the sides to increase usable space. Cabinets that are joined will have no dividing panels between them. If you want any of the cabinet sides to be closed you will have to either order end panels or closing panels. End panels are mounted on the side of the cabinet and closing panels are mounted behind the front frame and as such are not visible.

**When enquiring for a Modern Solid Pine Framed Kitchen, in order for us to quote accurately please specify details listed below:**

Modern framed cabinet: Solid pine used as standard unless alternative wood is specified.

Front frame: Traditional square edged frame or traditional detailed frame (V groove joints).

Doors: Traditional Shaker, Detailed Shaker, Cottage, Plain.

Drawer fronts: Traditional Shaker, Detailed Shaker, Cottage, Plain.

Front frame & doors: Pine, Knotless Pine, Paulownia, Tulip wood or Oak.

End Panels & plinths: Pine, Knotless Pine, Paulownia, Tulip wood or Oak.

Door hinges: But hinges fitted as standard, Burlington or soft close hinge option.

Drawer runners: Traditional wood fitted as standard, soft close option.

Plinths: Set back, flush mounted.

When making an enquiry please include a list of the kitchen units you need and their sizes and end/closing panel(s). If possible attach a top view sketch/drawing of the proposed kitchen unit layout. If you have photos, have detailed drawings or 3d images please attach those as it will help us visualise your requirements.

[Please click here to receive a quote](#)





# Yorkshire Pine Factory

[www.yorkshirepinefactory.co.uk](http://www.yorkshirepinefactory.co.uk) - 07821172061

## Modern solid wood panel cabinet kitchens



Door & drawer options; Traditional & detailed shaker, classic shaker, cottage & plain

Exterior wood options; knotless pine, paulownia, tulip wood, oak & walnut

Cabinet wood options; knotless pine, paulownia, tulip wood, oak & walnut

Please see the next page for design & manufacturing specifications



# Yorkshire Pine Factory

[www.yorkshirepinefactory.co.uk](http://www.yorkshirepinefactory.co.uk) - 07821172061



## Solid wood panel cabinet kitchens

### Image displayed

- Paulownia cabinet with inframe Paulownia shaker drawer fronts

### Door & drawer front options

- Shaker, cottage & plain

### Exterior wood options

- Pine, knotless pine, paulownia, tulip wood & solid oak

### Cabinet wood options

- Pine, knotless pine, paulownia, tulip wood & solid oak

[Solid Wood Panel Cabinet Pricelist](#)

[Solid Wood Kitchen Doors Pricelist](#)

Please note that our panel cabinets can be supplied with full overlay, inset or inframe doors. Our panel cabinets can be supplied in Solid pine, Knotless pine, Paulownia, Tulip wood, Oak or Walnut. Doors and frames can be supplied in Solid pine, Knotless pine, Paulownia, Tulip wood, Oak or Walnut. Cabinet and door/frame materials can be mixed, for example: Paulownia cabinets with Oak framed doors.

**When enquiring for a solid wood panel kitchen, in order for us to quote accurately please specify details listed below:**

Cabinet: Solid pine, Knotless pine, Paulownia, Tulip wood, Oak or Walnut.

Door/drawer mounting option: Full overlay (hiding cabinet), Inset (inside cabinet), Inframe (frame fitted)

Doors: Traditional Shaker, Detailed Shaker (V groove joints), Classic Shaker, Victorian Shaker, Cottage, Plain

Drawer fronts: Traditional Shaker, Detailed Shaker (V groove joints), Classic Shaker, Victorian Shaker, Cottage, Plain

Front frame & doors: Solid pine, Knotless pine, Paulownia, Tulip wood, Oak or Walnut.

End Panels & plinths: Solid pine, Knotless pine, Paulownia, Tulip wood, Oak or Walnut.

Door hinges: Soft close hinge fitted as standard, but hinge or Burlington hinge option on inset or inframe doors.

Drawer runners: Soft close fitted as standard, side mounted or undermount concealed to be specified.

Plinths: Set back, flush mounted

When making an enquiry please include a list of the kitchen units you need and their sizes and end/closing panel(s). If possible attach a top view sketch/drawing of the proposed kitchen unit layout. If you have photos, have detailed drawings or 3d images please attach those as it will help us visualise your requirements.

[Please click here to receive a quote](#)

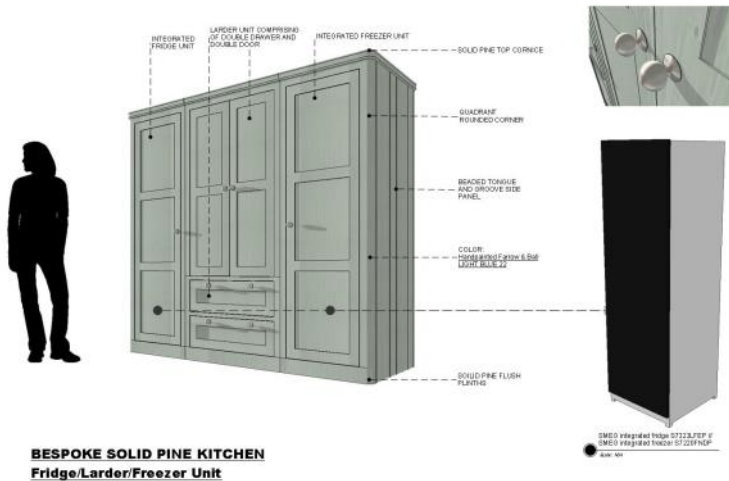




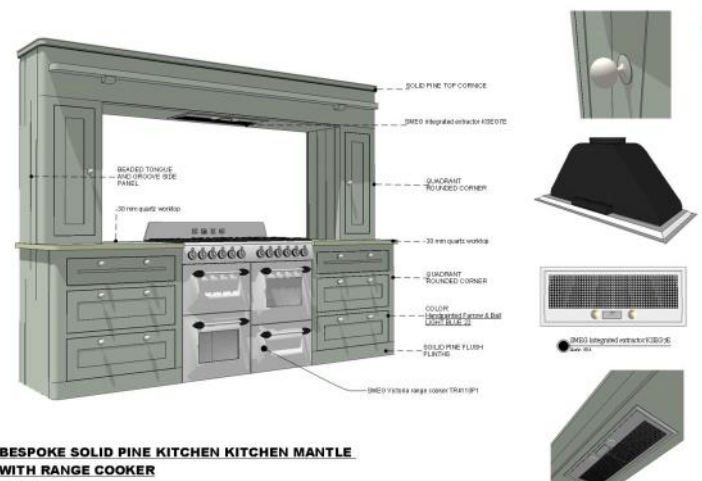
# Yorkshire Pine Factory

www.yorkshirepinefactory.co.uk - 07821172061

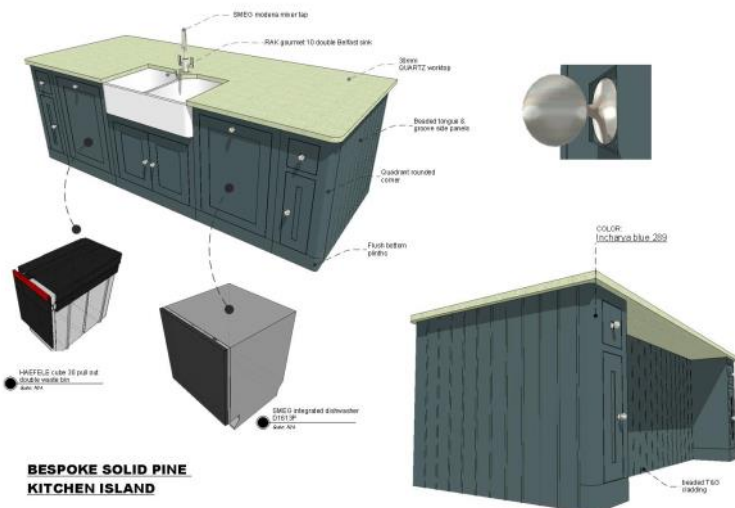
## Bespoke made to measure solid wood kitchens



**BESPOKE SOLID PINE KITCHEN**  
**Fridge/Larder/Freezer Unit**



**BESPOKE SOLID PINE KITCHEN KITCHEN MANTLE**  
**WITH RANGE COOKER**



**BESPOKE SOLID PINE**  
**KITCHEN ISLAND**

No design limitations

Door & drawer options; Unlimited

Wood front options; Unlimited

Wood cabinet options; Unlimited

Please see the next page for design & manufacturing specifications





# Yorkshire Pine Factory

[www.yorkshirepinefactory.co.uk](http://www.yorkshirepinefactory.co.uk) - 07821172061



## Bespoke Solid Wood kitchens

All our bespoke kitchen units and doors can be made from Pine, Knotless Pine, Paulownia, Tulip wood, solid Oak or any other wood specified. They are completely handmade in our factory in Halifax Yorkshire.

We can offer a bespoke design and full a project management service.

[Bespoke Kitchen Information Brochure](#)

Please note that our bespoke kitchen manufacturing does not have any limitations. Our bespoke information brochure will give you a general idea on the kind of options we offer when making a bespoke made to measure kitchen. We can match any design features you might have seen on any kitchen that is on the market.

**To assist us to quote for a solid wood bespoke kitchen, after having reviewed of Bespoke Kitchen brochure please complete below:**

Cabinet type: Framed or Panel, Traditional or Modern. Solid pine, Knotless pine, Paulownia, Tulip wood, Oak , Walnut or any other wood.

Door/drawer mounting option: Full overlay (hiding cabinet), Inset (inside cabinet), Inframe (frame fitted), half overlay (frame fitted).

Shaker doors: Traditional shaker, detailed shaker (V groove joints), beaded shaker, Victorian shaker, classic Shaker or bespoke shaker.

Standard doors: Plain, duo, cottage, country or bespoke design.

Drawer fronts: Plain or matched to the door choice.

If inframe door/drawer units selected: Square frame, detailed frame (V groove joints), beaded frame or bespoke.

Door/drawer outer edge: Square(0mm), detailed(2mm), chamfered(8mm), inward 8mm chamfer, classic or bespoke.

Front frame & doors: Solid pine, Knotless pine, Paulownia, Tulip wood, Oak , Walnut or any other wood.

End Panels & plinths: Solid pine, Knotless pine, Paulownia, Tulip wood, Oak, Walnut or any other wood.

Door hinges: But hinges, Burlington hinges, soft close hinges or any other hinges preferred.

Drawer runners: Traditional wood runners, soft close side mounted, undermount concealed, push to release.

Plinths: No plinth, Set back, flush mounted.

Cornice & lighting pelmet: Plain flush, plain surface mounted , traditional surface mounted, Royal or bespoke design.

When making an enquiry please include a list of the kitchen units you need and their sizes and end/closing panel(s). If possible attach a top view sketch/drawing of the proposed kitchen unit layout. If you have photos, have detailed drawings or 3d images please attach those as it will help us visualise your requirements.

[Please click here to receive a quote](#)